

31402 H St., Ocean Park, WA 98640



Weekender

April 26, 2024

- Surfside Events
- Peninsula Events

Canal Treatment	2
Opening Day Chipping	3
Chipping Volunteers	4
Gil's 20 year Celebration	5
315th Path/E-Bikes	6
Who you gonna call?	7
Noxious Weeds	8
Local Flora and Fauna	9
Water Shut off request	10
Household Hazardous Waste drop-off	11
Neighborhood Watch	12
Architecture Committee	13
April Calendar	14
May Calendar	15

2024 Board of Trustees Elections

- This year there are 4 open positions on the board. Three of those are for 3- year terms and one position is for a one-year term.
- Candidate Applications can be found [here](#), or visit Surfsideonline.org then click on the 2024 Elections and Annual Meeting Tab.
- Applications are due by April 30, 2024 by 3p.m.
- You can email your application to Nchair@surfsideonline.org or drop your application off at the business office .
- Candidates will be introduced at the Regular Board Meeting on May 18, 2024, no candidate comments will be made and no questions will be taken at that time.
- Candidates will be asked to participate in Surfside’s election events, including the May 18, 2024 regular board meeting and the June 15, 2024 regular board meeting, beginning 9 a.m. for both meetings. At the June meeting questions from the membership will be taken.
- The Annual Meeting this year will be on Saturday, July 13th at 10:00 a.m. and the Annual Picnic is on Sunday, July 14, 2024 at 1:00 p.m.



Working together for a better Surfside.



It’s Shredding Time!

We have the shredders here for you. You can bring your documents down to the office on Monday, April 29th, Wednesday May 1st, and Thursday the 2nd

From 10-12 and 1-3 on these days.




CANAL UPDATE

The canal will receive a treatment of Fluridone on May 13th -May 17th.

Fluridone is an organic compound and systemic herbicide that is used to control aquatic vegetation in fresh water bodies such as ponds, lakes, reservoirs, drainage canals, and irrigation canals. It is effective against a variety of aquatic plants, including submersed, emergent, and floating plants, such as duckweed and watermeal.

Duckweed



Elodea

Canal Owners

Are you having trouble shoring up the bank of your lot?

Jute netting can help prevent erosion on riverbanks, embankments, slopes, and other landscape features. It is commonly applied to roadside and general landscaping, garden and plant beds, wetland and land reclamation, and to protect other land features prone to erosion. Jute netting is an inexpensive way to help prevent erosion.

Jute netting can be found at home depot or on amazon.



Application

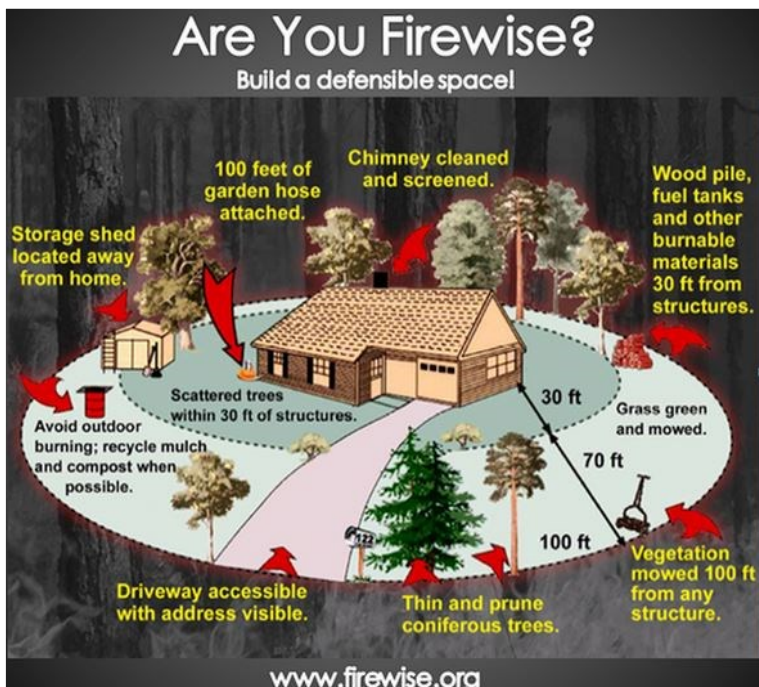
Jute netting is installed to prevent slope erosion before the plants take root

BOARD AND COMMITTEE MEETING LINKS

If you would liked to join a committee meeting or the board meetings, just click the link below and it will take you to the ZOOM links for each meeting. click [here](#) to join.

Chipping Site



- ◆ **Location** - 350th & G St.(Follow I St. across Oysterville Rd., take the left onto 340th, 340th turns into G St. follow G St. up to 350th)
- ◆ **Opening Day**—The Chipping Site will open on Wednesday, May 22nd from 10 a.m. to 2 p.m.
- ◆ **Days we're open** -Wednesdays and Saturdays from 10 a.m.to 2 p.m.
- ◆ **What you will need** -your 2024 compactor pass, provide your Surfside address and the time spent collecting debris.
- ◆ **Tree Cutting Services** -If you have contractors that will need to access the chipping site, they will need a letter from you as well as a compactor pass. (Please contact the office with any questions.)
- ◆ **What we accept**—Tree trimmings, hedge clippings and flowers and shrubs
- ◆ **What we don't accept** -No Lot Clearing debris is allowed, No Noxious Weeds, Gorse, Scotch Broom, Tansy Ragwort, Blackberry vines, grass clippings, pine needles alone and no stumps.



FIREWISE USA™
Residents reducing wildfire risks



BE A CHIPPER SITE VOLUNTEER YOU can make the difference!

We hope you will find time in between walks on the beach and naps in the sun to help at the Chipper Site this summer. Volunteering at the Chipper Site is loads  of fun. More importantly it's an opportunity to serve your community, catch up with old friends and branch  out and make new ones. **There is NO chipping involved!** A Chipper site volunteer helps members sign in when they come to the site. **Scheduling is VERY FLEXIBLE!**

If you can help, call or email the office at 360-665-4171 or office@surfsideonline.org and provide your name, phone number, and e-mail address. The Chippers will get back with you soon.

IT'S A WIN - WIN: No driving to the County Dump and paying a \$25 minimum load fee and the chips provide free mulch for your garden! The member only CHIPPER SITE is free to Surfside members!

The CHIPPER SITE is located at 350TH AND G ST. The Chipper Site will be open Wednesdays and Saturday, May 22nd - September 4th 10:00 am – 2:00 pm.



Become a Bee Hero: How to Create a Bee-Watering Station

Bees are vital to our ecosystem, but staying hydrated under the summer sun can be tough for them. Thankfully, you can easily create a bee-watering station to offer these busy pollinators a refreshing pitstop! Here's what you'll need:

Materials:

- Shallow dish (bird bath, pie plate, bowl)
- Water
- Pebbles, marbles, or colorful popsicle sticks



Instructions:

Find the perfect dish: Choose a shallow container, ideally no deeper than an inch. Bees can't tread water, so a shallow depth is crucial for safe access.

Create landing pads: Fill the dish with clean water. Now, add your pebbles, marbles, or popsicle sticks. These act as little "islands" for the bees to land on and drink comfortably.

Location, location, location: Place your bee-watering station in a sunny spot sheltered from wind. Ideally, position it near your pollinator garden for easy bee access.

Top up regularly: Be sure to refresh the water every few days, especially during hot weather. You can also add a few drops of food coloring to the water to attract the bees – red and yellow are particularly bee-friendly colors.

A bee-watering station is a simple yet impactful way to support bee health. By providing a clean and accessible water source, you're helping these essential pollinators stay hydrated and thrive throughout the summer months. So, get creative, build your bee station, and watch your garden buzz with activity!

35th Annual Surfside Fishing Derby

Saturday, May 25th at 8:30 am

Event will take place rain or shine

Location: Surfside Office Grounds

There will be a BBQ for hot dogs, chips, cookies and drinks are included.

No preregistration required, just register the morning of.



KIDS' FISHING DERBY

VOLUNTEERS NEEDED



If you are interested please give us a call at 360.665.4171.

CHAIR YOGA
2PM, SATURDAYS
IN THE SURFSIDE
BOARDROOM



Join us on Friday, April 26th, between ~~12:00~~ to 1:00pm celebrate Gil and his accomplishments here in Surfside. We will also have some cake and goodies to share with you.

SURFSIDE'S: Wildfire Fuel Reduction Demonstration Project (Work Continues)

The Washington State Department of Natural Resources (DNR) provided trained, fire prevention crews, equipment, and reimbursable grant money to create a “demonstration project”. The 315th trail was chosen for the demo project. Surfside owns the property adjacent to the trail. The trail has been severely eroded, noxious weeds were present, significant ladder fuel was present and access was difficult for maintaining the trail. Crews cleared ladder fuels, path erosion will be controlled and noxious weeds were removed. Surfside will provide signage to increase public awareness of fire hazard reduction efforts. All debris has been chipped, a large percentage has been placed on the path. DNR and PCFD#1 will return to train firefighters on firebreaks.



To review the Wildfire Plan just click [here](#)

E-Bikes

Just a reminder that there are no motorized vehicles or EBikes allowed on the walking paths to the beach. Please make sure your friends, family and guests are aware of this. Motorized vehicles and EBikes can use the Oyster-ville Rd Beach approach to drive onto the beach.

The law establishes three classes of e-bikes based on pedaling and speed capabilities. It also distinguishes use by riding surface. Class 1 and 2 e-bikes are allowed on paved - **but not natural surface** - trails unless otherwise specified by local land managers.



Who ya gonna call?

Update: April 2024

The business office fields lots of phone calls and in-person questions about HOA covenants, the majority of which we handle efficiently and with good humor. But sometimes we get questions we have to pass on to other county or state entities. Here is a list of who to call when your question relates to an issue outside of our restrictive covenants.

- **Trespassing** – If someone is accidentally or purposefully accessing your lot from the street or from the beach, call the Sheriff's non-emergency number and report it, **360-642-9397**.
- **Vehicular accidents/road hazards** – If you witness an accident or erratic driving, or there are unmarked road hazards, yep, you guessed it, call the Sheriff's non-emergency phone number @ **360-642-9397**.
- **Drug sales or drug use** – If you have suspicions there are drug dealings happening in your neighborhood or have evidence of blatant drug use, contact the Pacific County Drug Task Force and report it. The south tip line is **360-642-9300 x 2847** their email is dtf@co.pacific.wa.us.
- **Smoke/Fire** – If you question the size of an open burn pit or campfire, contact the Fire Department's non-emergency number @ **360-665-4451**.
- **Vehicles parked on the roadside** – Depending on your neighborhood the county may own up to 60' of "road & right of way" both the asphalt and utility right of way. If there is an *unknown* vehicle parked on the side of the road for more than a week and it does not belong to your neighbor or a guest, send a comment/concern form to Pacific County Code Enforcement, Travis Ostgaard tostgaard@co.pacific.wa.us
- **Illegal dumping** – Take photos and notate the correct location and if visible, address of the lot, send a comment/concern form to Pacific County Code Enforcement at the contact information above.
- **Septic failures** – You might want to call your neighbor first, but then send a comment/concern form again to Pacific County Code Enforcement at the contact information above.
- **Dead Wildlife** – This depends on where the animal is located. If there is a dead animal on your property you are responsible for dealing with it. If the animal is in the roadway or right of way, you can call Pacific County Dispatch @ **360-875-9397**. If the animal is on the beach call **360-642-9397**.
- **Dangerous Wildlife** – Not all injured animals are dangerous and unfortunately, the deer in our community are in conflict with vehicles frequently. If there is a dangerous situation like an injured Bear or Coyote, call Washington Department of Fish & Wildlife @ **360-902-2936 – option 1**.
- **Injured Wildlife** – There are some local rescue groups whose information you can find online. You may also submit an "*Observation*" to the Washington Department of Fish & Wildlife.
- **Feeding Bears** – It is *illegal* to feed Bears. If you witness this occurring call the Washington Department of Fish & Wildlife @ **360-902-2936 – Option 1**. It is not illegal to feed Deer, Raccoons, etc., but it is unhealthy and potentially life threatening for wild animals to consume human food.
- **Hunting** – Hunting is legal in Surfside, but restricted due to the population density and danger to persons and property. If you experience a hunter, bow or rifle trespassing on your property contact Washington Department of Fish & Wildlife. Take photos for evidence if possible.
- **Pacific County Sheriff's Office**
- Non-Emergency number **360-642-9397 (staffed 24 hours a day)** - Pacific County Drug Task Force **360-642-9300 x2847/**
dtf@co.pacific.wa.us
- **Pacific County Fire District #1**
- Non-Emergency number **360-665-4451**
- **Washington Department of Fish & Wildlife** – Montesano Office - Non-Emergency number **360-249-4628** – Sgt. Todd Dielman
- WDFW – Enforcement **360-902-2936 Option 1**

Finally, a simple reminder, if you see something, report it, it's the way **YOU** can help keep crime down in our community. Thank You!



Gorse



Scotch Broom



Tansy Ragwort

They look lovely don't they? The bright yellow flowers of the three plants pictured above would liven up any coastal garden. But don't be fooled by their appearance because these three are some of the most invasive plants in our community and we must eradicate them (per restrictive covenant 5.4 and state law RCW 17.10). Here's what Washington State recommends you do now to slow the spread of these noxious weeds:

- ◇ Conduct as much noxious weed control before plants flower and develop seed. If you do this earlier in the season, before the plants are finished growing, there will be less plant material to manage and dispose of.
- ◇ Fall and spring are the best times to control noxious weeds and establish native plants.
- ◇ Hand-pull weeds in the spring and fall when the soil is moist and roots are more easily removed. This is also a great time to reseed with annual grasses, since disturbing the soil can cause buried weed seeds to germinate.
- ◇ Control weeds when they are young. Seedlings and rosettes take less effort and resources to treat, whether you are tilling, hand-pulling, digging, tarping, or applying herbicide. Controlling before flowering means you don't have to worry about them setting seed that year.
- ◇ If you are unable to treat noxious weeds before they bloom, try to time control efforts after pollinators have visited and remove and discard flowerheads before they set seed if possible.
- ◇ Well-established infestations take longer to convert to desirable vegetation. It may be best to reseed with grass as a placeholder for the first few years. That way you can hand-pull or use a selective herbicide to treat any emerging weeds and then plant native, broadleaf species when the seed bank has been depleted.
- ◇ Composting is not recommended. Most home compost piles do not get hot enough to kill seeds or plants.

More detailed information can be found at the Washington State Noxious Weed Control Board website, <https://www.nwcb.wa.gov/control-and-disposal>. Brochures to help you identify weeds are also available in the front lobby of the HOA office.

Local Flora and Fauna

Wild neighbors: what to do if you encounter young wildlife

Baby deer

Baby deer, called fawns, are often found alone by well-meaning individuals concerned that the fawn has been abandoned. However, most fawns spend time alone on purpose! A doe will often leave her fawn alone for long periods to feed herself and to rest. Separating herself from her fawn can also keep her from drawing attention to her offspring. She may only return at dawn and dusk to feed and check on her fawn.

While mom is away, fawns will instinctively lie low and wait for her to return. Fawns are born without scent, so if they remain still and stay quiet, they do not attract carnivores.

Deer may leave their young in odd places, like on porches or in backyards. A doe may leave her fawn in the same spot for several days until it is strong enough to travel with her.

Chances are, if you find a fawn alone, it is safe and healthy. Please do NOT touch or relocate a fawn. If you encounter someone who has made the mistake of moving a resting fawn, you may be able to return it to the wild with these tips:

Rub a towel on grass.

Gently wipe the towel on the fawn to remove your scent.

Using gloves, return the fawn to where you found it. The doe may come back if you return the fawn within 24–48 hours.

Contact a permitted wildlife rehabilitator if the doe does not return.

You should also contact a licensed wildlife rehabilitator if a fawn appears obviously weak, ill, or injured.



WATER SHUT OFF REQUEST


Will you be travelling this year for any length of time? If so, please call the office to request your water to be shut off. This will help prevent any leaks that may occur while you're travelling.

Leaks can lead to high water bills. **We have been seeing leaks that are costing members more than several thousand dollars due to extreme water loss.** Members are responsible to make sure their water is shut off if travelling or leaving for the season.

This service is free if requested during business hours.

There is a \$25.00 charge for after hours or weekend calls.

Please call 360.665.4171



THANK YOU FOR YOUR DONATIONS
IN REASONABLE CONDITION/GOOD
WORKING ORDER PLEASE!

- | | |
|------------------|------------------------|
| Hand Tools | Storage Containers |
| Power Tools | Office Supplies |
| Chain Saws | Clocks and Watches |
| Lawn Mowers | Bakeware |
| Tillers | Pottery |
| Garden Tools | Knick knacks |
| Sporting Goods | Memorabilia |
| Sports Equipment | Collectibles |
| Rolling Carts | Art of all kinds |
| Lamps | Plants, pots, planters |
| Bookshelves | Sewing Supplies |
| Toys and Games | Craft Supplies |
| Pet Supplies | Hobby Supplies |

SORRY, WE ARE NOT ACCEPTING:

- | | |
|---------------|---------------------------|
| Books | Large Furniture |
| Clothing | Washers and Dryers |
| Bed Linens | Appliances |
| Used Tires | Mattresses and Bed Frames |
| Kitchenware | Electronics |
| Televisions | Half-used Paint |
| Water Heaters | Chemicals |

Fundraisers are key to keeping our shelter open and the animals housed and well cared for until they are adopted. To avoid losing profits by paying for a dumpster to get rid of items after the sale we must turn away items we believe won't sell. Thank you for understanding.

For the Pets

MEMORIAL DAY
Grrrrrage Sale

DONATIONS ACCEPTED:

Fridays and Saturdays in May
Wednesday, May 22
Thursday, May 23

11:00 am - 2:00 pm

330 2nd St NE
Long Beach, WA


SOUTH PACIFIC COUNTY HUMANE SOCIETY
Community-Funded Long Beach, WA

Pet Pawtraits

Want to get a pawtrait of your favorite pet AND raise money for the local shelter? Look no further! For just \$85 local artist and shelter volunteer Kate Cooper will paint you an original watercolor! For every painting done, Kate will donate 25% to the South Pacific County Humane Society.

Here are some examples, gorgeous Gracie and ex-shelter pup Onyx! You can contact Kate directly at katecooper88@hotmail.com.

She will need clear, non-blurry photos of the pet you want a pawtrait of. You can also commission a painting of a shelter pup or kitty!



PET PAWTRAITS *by Kate*

Companion Planting Class

Learn about growing plants together for mutual benefit: reduce pests, weed suppression, soil fertility, boost growth, and more

Join us for this free gardening class.



Peninsula Senior Center
 Ocean Park
 Tue., May 7th, 2024
 6PM - 7:30PM
 ALL ARE WELCOME
 Free Class

Classes provided by the Peninsula Garden Partners via a grant through AARP.

Follow us on FB at Peninsula Garden Partners Demonstration Garden to learn about upcoming classes and activities

WORLD'S LONGEST

Garage Sale

MAY 24-26

MEMORIAL DAY WEEKEND


Call the office if you'd like your garage sale listed in the weekender, 360.665.4171

2024 Schedule HOUSEHOLD HAZARDOUS WASTE FREE Drop-off Events



Items to bring:

- * Oil/Latex Based Paint
- * Pesticides
- * Batteries
- * Fluorescent Lights
- * Garden & Hobby Chemicals
- * Pool Chemicals
- * Gas/Diesel
- * Oil
- * Antifreeze



Items Not to bring:

- * Ammunition/Explosives
- * Containers larger than 5 gallons
- * Empty Containers
- * Medications
- * Radioactive Materials

Unable to return Containers. Chemicals cannot be transferred.

Mobile Events:

Raymond

4:00 pm — 6:00 pm
 Behind 7th Street Coffee
 May 16th
 July 18th
 August 15th
 September 5th

Naselle

4:00 pm — 6:00 pm
 5 County Shed Road
 June 6th

FREE Year Round Drop-off!

Royal Heights Transfer Station



E-CYCLE
 washington

- * TVs
- * Monitors
- * Computers
- * Laptops
- * Tablets
- * E-reader

Keyboards, printers, and toner cartridges can be dropped off at Best Buy and Staples stores.

Visit ecyclewashington.org for additional drop-off locations.

For more information, please visit:

https://www.co.pacific.wa.us/dcd/Solid_Waste_HHWF.htm

Questions?

Phone: 360-875-9356

Email: dcd@co.pacific.wa.us

Sponsored by:




Household Hazardous Waste Facility
 May through September
 1st and 3rd Fridays / 9 am—12 noon
 318 N. 2nd Street, Long Beach

Open to residents of Pacific County only.

SURFSIDE AREA NEIGHBORHOOD WATCH

Next Meeting
MAY 2nd @2pm



We are a group of concerned residents who want to deter crime in our community by being the “extra eyes and ears” of the Sheriff. Through familiarity with our block neighbors the group will strive to be aware, watching for suspicious activity and reporting it to the authorities. If you are interested in participating in this neighborhood watch partnership, please contact your neighbor at the number or email below.

Contact

John Curran

Phone

(602) 301-
7456

Email

Surfsideareanw@
gmail.com

ARCHITECTURAL COMMITTEE

Plan on installing a fence, a shed, a gazebo or building a garage or a house?

REMINDER...

ALL building plans must be submitted to the Architectural Committee prior to any construction.

Pacific County will not approve permitting until the committee has signed off on all plans.

The committee meets every Tuesdays at 9 a.m. at the business office. **The plans MUST be submitted by Friday 2pm be added to the next week's agenda.** The building packets are on our website at surfsideonline.org/forms/ or you can pick them up from the business office. Applications must be received by end of day on Thursdays to make the agenda for the following Tuesday's meeting.

Please notify the business office if you want to attend the meeting in person.

If you are building on a vacant lot without an address, please post a sign so the committee knows which lot will be developed.

Two (2) sets of plot plans must be submitted to the committee. Once approved, you will get a copy of the approved plan. Take it to the county for their approval as needed. Surfside will retain one set of approved plans to keep on file.

For more detailed information on the Architectural Committee duties and guidelines go to our website surfsideonline.org, select the Other tab, then Governing Documents. Download the Operations Manual and the Surfside Restrictive Covenants or call the business office 360-665-4171 with questions.

Thank you!

April 2024

SUN	MON	TUES	WED	THURS	FRI	SAT
	1	2 AC 9 CRC 1:15p	3 RV Cmte 10 am	4 N. Watch 2pm	5 TBVN 1:30p Book Club 3p Election Cmte 430p	6
7	8	9 AC 9	10	11 L,B,W 9am WSP 10:30 am	12	13
14	15	16 AC 9 Coffee Talk 2 Election Cmte 430p	17 RV Cmte 10 am	18 S & S 3pm	19	20 Board Mtg 9am
21	22 Shredding 10-12 1-3	23 AC 9 EMC 1:15 pm	24 Shredding 10-12 1-3	25 Shredding 10-12 1-3	26 Speaker Series Sheriff Garcia 2p	27
28	29	30 AC 9				

LEGEND

AC=Architectural CRC=Community Relations EMC=Emergency Management
 LBW=Land, Buildings and Waterways SS=Safety and Security P & P=Policy & Procedures
 TBVN=Tree, Brush, Vegetation and Noxious Weeds WSP=Water Systems Planning
 HR = Human Resources Committee

May 2024

SUN	MON	TUES	WED	THURS	FRI	SAT
			1 RV Cmte 10A	2 N. WATCH 2P	3 TBVN 1:30p	4
5	6	7 AC 9 CRC 1:15P	8	9 L,B,W 9A WSP 10:30 A	10	11
12	13	14 AC 9A	15 RV Cmte 10A	16 S & S 3P	17	18 BOARD MEETING 9
19	20	21 AC 9A	22	23	24	25
26	27	28 AC 9A EMC 1:15 P	29	30	31	

LEGEND

AC=Architectural CRC=Community Relations EMC=Emergency Management

LBW=Land, Buildings and Waterways SS=Safety and Security

TBVN=Tree, Brush, Vegetation and Noxious Weeds WSP=Water Systems Planning

RV= RV Committee