

31402 H St., Ocean Park, WA 98640



# Weekender

May 10, 2024

- Surfside Events
- Peninsula Events

## SURFSIDE HOMEOWNERS ASSOCIATION 2024 CANDIDATES FOR BOARD POSITIONS

There are 4 positions available on the Surfside Homeowners Board of Trustees. The following are the candidates Running for those positions.

- Sheri Mosher (reelection)
- John Curran (reelection)
- Paul Studer
- Mike Chevalier
- Jim Jones (reelection)
- Steve Wallace
- Mike Cook

From your Surfside HOA election committee:

Elections are fast approaching!

There are 4 positions and 7 candidates. *A townhall to meet the candidates will be in the HOA boardroom at 2:00 pm on May 18th.*

If you cannot attend the townhall in person send your questions to [nchairsurfsideonline.org](mailto:nchairsurfsideonline.org).

Candidate recorded interviews will be posted to Surfside website as soon as they are completed.

Lets Talk	2
Chipper Site Rules	3
Chipper Volunteers Bee Hero	4
Fishing Derby Water Shut Off Request	5
315th Path / E-Bikes	6
Who you gonna Call?	7
Noxious Weeds	8
Local Flora and Fauna	9
South Pacific County Humane Society	10
Household Hazardous Waste drop-off	11
Neighborhood Watch	12
Covenant Corner	13
Architecture Committee	14
May Calendar	15
June Calendar	16

THE COMMUNITY RELATIONS COMMITTEE  
PRESENTS

# LET'S TALK



With Guest

Pacific County Sheriff Daniel Garcia

**SAVE THE DATE**

**Meet Sheriff Daniel Garcia**

**May 29th at 2pm**

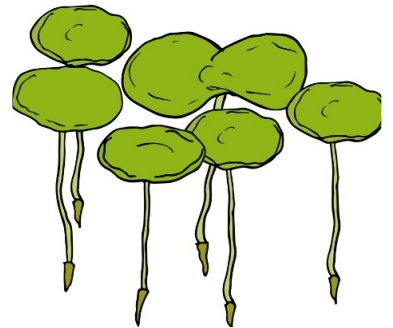
**Surfside Board Room**

## CANAL UPDATE

The canal will receive a treatment of Fluridone on May 13th -May 17th.

Fluridone is an organic compound and systemic herbicide that is used to control aquatic vegetation in fresh water bodies such as ponds, lakes, reservoirs, drainage canals, and irrigation canals. It is effective against a variety of aquatic plants, including submersed, emergent, and floating plants, such as duckweed and watermeal.

Duckweed



Elodea



## BOARD AND COMMITTEE MEETING LINKS

If you would liked to join a committee meeting or the board meetings, just click the link below and it will take you to the ZOOM links for each meeting. click [here](#) to join.



# CHIPPER SITE RULES



WHAT YOU NEED TO KNOW **BEFORE** USING THE CHIPPER SITE

**\*\*\* MEMBERS ONLY - COMPACTOR PASS REQUIRED \*\*\***

OPEN MAY 22<sup>ND</sup> – SEPTEMBER 4<sup>TH</sup> WED and SAT ONLY 10am – 2pm

CLOSED FOR CHIPPING DAYS (TBD)

THE CHIPPER SITE IS LOCATED AT 350<sup>TH</sup> AND G ST



**NO BRANCHES OVER 6 INCHES IN DIAMETER**

**NO LOT CLEARING**

**NO STUMPS**

**NO WEEDS**

**NO GRASS CLIPPINGS**

**NO LUMBER OR BUILDING MATERIALS**



**CONTRACTORS MUST HAVE THE FOLLOWING TO ENTER...**

**NO EXCEPTIONS**



1. SIGNED LETTER FROM OWNER
2. OWNER'S PROPERTY ADDRESS
3. OWNER'S PHONE NUMBER



**PLEASE FOLLOW THE RULES OR YOU WILL NOT BE  
ALLOWED TO USE THE CHIPPER SITE!**



## BE A CHIPPER SITE VOLUNTEER YOU can make the difference!

We hope you will find time in between walks on the beach and naps in the sun to help at the Chipper Site this summer. Volunteering at the Chipper Site is loads  of fun. More importantly it's an opportunity to serve your community, catch up with old friends and branch  out and make new ones. **There is NO chipping involved!** A Chipper site volunteer helps members sign in when they come to the site. **Scheduling is VERY FLEXIBLE!**

If you can help, call or email the office at 360-665-4171 or [office@surfsideonline.org](mailto:office@surfsideonline.org) and provide your name, phone number, and e-mail address. The Chippers will get back with you soon.

**IT'S A WIN - WIN:** No driving to the County Dump and paying a \$25 minimum load fee and the chips provide free mulch for your garden! The member only CHIPPER SITE is free to Surfside members!

The CHIPPER SITE is located at 350<sup>TH</sup> AND G ST. The Chipper Site will be open Wednesdays and Saturday, May 22<sup>nd</sup> - September 4<sup>th</sup> 10:00 am – 2:00 pm.



### Become a Bee Hero: How to Create a Bee-Watering Station

Bees are vital to our ecosystem, but staying hydrated under the summer sun can be tough for them. Thankfully, you can easily create a bee-watering station to offer these busy pollinators a refreshing pitstop! Here's what you'll need:

#### Materials:

- Shallow dish (bird bath, pie plate, bowl)
- Water
- Pebbles, marbles, or colorful popsicle sticks



#### Instructions:

**Find the perfect dish:** Choose a shallow container, ideally no deeper than an inch. Bees can't tread water, so a shallow depth is crucial for safe access.

**Create landing pads:** Fill the dish with clean water. Now, add your pebbles, marbles, or popsicle sticks. These act as little "islands" for the bees to land on and drink comfortably.

**Location, location, location:** Place your bee-watering station in a sunny spot sheltered from wind. Ideally, position it near your pollinator garden for easy bee access.

**Top up regularly:** Be sure to refresh the water every few days, especially during hot weather. You can also add a few drops of food coloring to the water to attract the bees – red and yellow are particularly bee-friendly colors.

A bee-watering station is a simple yet impactful way to support bee health. By providing a clean and accessible water source, you're helping these essential pollinators stay hydrated and thrive throughout the summer months. So, get creative, build your bee station, and watch your garden buzz with activity!

### 35th Annual Surfside Fishing Derby Saturday, May 25th at 8:30 am

Event will take place rain or shine  
Location: Surfside Office Grounds

There will be a BBQ for hot dogs, chips, cookies and drinks are included.  
No preregistration required, just register the morning of.



VOLUNTEERS NEEDED



If you are interested please give us a call  
at 360.665.4171.

CHAIR YOGA  
2PM, SATURDAYS  
IN THE SURFSIDE  
BOARDROOM



### It's Shredding Time!

We have the shredders here for you. You can bring your documents down to the office on  
Monday, May 13th, Wednesday May 15th, and Thursday May 16th

From 10-12 and 1-3 on these days.



### WATER SHUT OFF REQUEST

Will you be travelling this year for any length of time? If so, please call the office to request your water to be shut off. This will help prevent any leaks that may occur while you're travelling.

Leaks can lead to high water bills. **We have been seeing leaks that are costing members more than several thousand dollars due to extreme water loss.** Members are responsible to make sure their water is shut off if travelling or leaving for the season.

**This service is free if requested during business hours.**

There is a \$25.00 charge for after hours or weekend calls.

Please call 360.665.4171



## SURFSIDE'S: Wildfire Fuel Reduction Demonstration Project ( Work Continues )

The Washington State Department of Natural Resources (DNR) provided trained, fire prevention crews, equipment, and reimbursable grant money to create a “demonstration project”. The 315th trail was chosen for the demo project. Surfside owns the property adjacent to the trail. The trail has been severely eroded, noxious weeds were present, significant ladder fuel was present and access was difficult for maintaining the trail. Crews cleared ladder fuels, path erosion will be controlled and noxious weeds were removed. Surfside will provide signage to increase public awareness of fire hazard reduction efforts. All debris has been chipped, a large percentage has been placed on the path. DNR and PCFD#1 will return to train firefighters on firebreaks.



To review the Wildfire Plan just click [here](#)

## E-Bikes

Just a reminder that there are no motorized vehicles or EBikes allowed on any walking paths to the beach. Please make sure your friends, family and guests are aware of this. Motorized vehicles and EBikes can use the Oysterville Rd Beach approach to drive onto the beach.

The law establishes three classes of e-bikes based on pedaling and speed capabilities. It also distinguishes use by riding surface. Class 1 and 2 e-bikes are allowed on paved - **but not natural surface** - trails unless otherwise specified by local land managers.



# Who ya gonna call?

Update: April 2024


The business office fields lots of phone calls and in-person questions about HOA covenants, the majority of which we handle efficiently and with good humor. But sometimes we get questions we have to pass on to other county or state entities. Here is a list of who to call when your question relates to an issue outside of our restrictive covenants.

- **Trespassing** – If someone is accidentally or purposefully accessing your lot from the street or from the beach, call the Sheriff's non-emergency number and report it, **360-642-9397**.
- **Vehicular accidents/road hazards** – If you witness an accident or erratic driving, or there are unmarked road hazards, yep, you guessed it, call the Sheriff's non-emergency phone number @ **360-642-9397**.
- **Drug sales or drug use** – If you have suspicions there are drug dealings happening in your neighborhood or have evidence of blatant drug use, contact the Pacific County Drug Task Force and report it. The south tip line is **360-642-9300 x 2847** their email is [dtf@co.pacific.wa.us](mailto:dtf@co.pacific.wa.us).
- **Smoke/Fire** – If you question the size of an open burn pit or campfire, contact the Fire Department's non-emergency number @ **360-665-4451**.
- **Vehicles parked on the roadside** – Depending on your neighborhood the county may own up to 60' of "road & right of way" both the asphalt and utility right of way. If there is an *unknown* vehicle parked on the side of the road for more than a week and it does not belong to your neighbor or a guest, send a comment/concern form to Pacific County Code Enforcement, Travis Ostgaard [tostgaard@co.pacific.wa.us](mailto:tostgaard@co.pacific.wa.us)
- **Illegal dumping** – Take photos and notate the correct location and if visible, address of the lot, send a comment/concern form to Pacific County Code Enforcement at the contact information above.
- **Septic failures** – You might want to call your neighbor first, but then send a comment/concern form again to Pacific County Code Enforcement at the contact information above.
- **Dead Wildlife** – This depends on where the animal is located. If there is a dead animal on your property you are responsible for dealing with it. If the animal is in the roadway or right of way, you can call Pacific County Dispatch @ **360-875-9397**. If the animal is on the beach call **360-642-9397**.
- **Dangerous Wildlife** – Not all injured animals are dangerous and unfortunately, the deer in our community are in conflict with vehicles frequently. If there is a dangerous situation like an injured Bear or Coyote, call Washington Department of Fish & Wildlife @ **360-902-2936 – option 1**.
- **Injured Wildlife** – There are some local rescue groups whose information you can find online. You may also submit an "*Observation*" to the Washington Department of Fish & Wildlife.
- **Feeding Bears** – It is *illegal* to feed Bears. If you witness this occurring call the Washington Department of Fish & Wildlife @ **360-902-2936 – Option 1**. It is not illegal to feed Deer, Raccoons, etc., but it is unhealthy and potentially life threatening for wild animals to consume human food.
- **Hunting** – Hunting is legal in Surfside, but restricted due to the population density and danger to persons and property. If you experience a hunter, bow or rifle trespassing on your property contact Washington Department of Fish & Wildlife. Take photos for evidence if possible.
- **Pacific County Sheriff's Office**
- Non-Emergency number **360-642-9397 (staffed 24 hours a day)** - Pacific County Drug Task Force **360-642-9300 x2847/**[dtf@co.pacific.wa.us](mailto:dtf@co.pacific.wa.us)
- **Pacific County Fire District #1**
- Non-Emergency number **360-665-4451**
- **Washington Department of Fish & Wildlife** – Montesano Office - Non-Emergency number **360-249-4628** – Sgt. Todd Dielman
- WDFW – Enforcement **360-902-2936 Option 1**

Finally, a simple reminder, if you see something, report it, it's the way **YOU** can help keep crime down in our community. Thank You!



Gorse



Scotch Broom



Tansy Ragwort

They look lovely don't they? The bright yellow flowers of the three plants pictured above would liven up any coastal garden. But don't be fooled by their appearance because these three are some of the most invasive plants in our community and we must eradicate them (per restrictive covenant 5.4 and state law RCW 17.10). Here's what Washington State recommends you do now to slow the spread of these noxious weeds:

- ◇ Conduct as much noxious weed control before plants flower and develop seed. If you do this earlier in the season, before the plants are finished growing, there will be less plant material to manage and dispose of.
- ◇ Fall and spring are the best times to control noxious weeds and establish native plants.
- ◇ Hand-pull weeds in the spring and fall when the soil is moist and roots are more easily removed. This is also a great time to reseed with annual grasses, since disturbing the soil can cause buried weed seeds to germinate.
- ◇ Control weeds when they are young. Seedlings and rosettes take less effort and resources to treat, whether you are tilling, hand-pulling, digging, tarping, or applying herbicide. Controlling before flowering means you don't have to worry about them setting seed that year.
- ◇ If you are unable to treat noxious weeds before they bloom, try to time control efforts after pollinators have visited and remove and discard flowerheads before they set seed if possible.
- ◇ Well-established infestations take longer to convert to desirable vegetation. It may be best to reseed with grass as a placeholder for the first few years. That way you can hand-pull or use a selective herbicide to treat any emerging weeds and then plant native, broadleaf species when the seed bank has been depleted.
- ◇ Composting is not recommended. Most home compost piles do not get hot enough to kill seeds or plants.

More detailed information can be found at the Washington State Noxious Weed Control Board website, <https://www.nwcb.wa.gov/control-and-disposal>. Brochures to help you identify weeds are also available in the front lobby of the HOA office.



# Local Flora and Fauna

## Wild neighbors: what to do if you encounter young wildlife

### Baby deer

Baby deer, called fawns, are often found alone by well-meaning individuals concerned that the fawn has been abandoned. However, most fawns spend time alone on purpose! A doe will often leave her fawn alone for long periods to feed herself and to rest. Separating herself from her fawn can also keep her from drawing attention to her offspring. She may only return at dawn and dusk to feed and check on her fawn.

While mom is away, fawns will instinctively lie low and wait for her to return. Fawns are born without scent, so if they remain still and stay quiet, they do not attract carnivores.

Deer may leave their young in odd places, like on porches or in backyards. A doe may leave her fawn in the same spot for several days until it is strong enough to travel with her.

Chances are, if you find a fawn alone, it is safe and healthy. Please do NOT touch or relocate a fawn. If you encounter someone who has made the mistake of moving a resting fawn, you may be able to return it to the wild with these tips:

Rub a towel on grass.

Gently wipe the towel on the fawn to remove your scent.

Using gloves, return the fawn to where you found it. The doe may come back if you return the fawn within 24–48 hours.

Contact a permitted wildlife rehabilitator if the doe does not return.

You should also contact a licensed wildlife rehabilitator if a fawn appears obviously weak, ill, or injured.



**THANK YOU FOR YOUR DONATIONS**  
**IN REASONABLE CONDITION/GOOD**  
**WORKING ORDER PLEASE!**

**For the Pets**  
**MEMORIAL DAY**  
**Grrrrrage Sale**

Hand Tools	Storage Containers
Power Tools	Office Supplies
Chain Saws	Clocks and Watches
Lawn Mowers	Bakeware
Tillers	Pottery
Garden Tools	Knick knacks
Sporting Goods	Memorabilia
Sports Equipment	Collectibles
Rolling Carts	Art of all kinds
Lamps	Plants, pots, planters
Bookshelves	Sewing Supplies
Toys and Games	Craft Supplies
Pet Supplies	Hobby Supplies

**DONATIONS ACCEPTED:**  
 Fridays and Saturdays in May  
 Wednesday, May 22  
 Thursday, May 23  
 11:00 am - 2:00 pm

**330 2nd St NE**  
**Long Beach, WA**

**SORRY, WE ARE NOT ACCEPTING:**  
 Books  
 Clothing  
 Bed Linens  
 Used Tires  
 Kitchenware  
 Televisions  
 Water Heaters

Large Furniture  
 Washers and Dryers  
 Appliances  
 Mattresses and Bed Frames  
 Electronics  
 Half-used Paint  
 Chemicals

Fundraisers are key to keeping our shelter open and the animals housed and well cared for until they are adopted. To avoid losing profits by paying for a dumpster to get rid of items after the sale we must turn away items we believe won't sell. Thank you for understanding.

**SOUTH PACIFIC COUNTY HUMANE SOCIETY**  
 Community-Funded Long Beach, WA

**ONE OF THE LARGEST SALES ON THE PENINSULA!**

**GIANT Grrrrrage Sale**

**AT THE HUMANE SOCIETY'S SHELTER ANNEX IN LONG BEACH**

**100% goes to the care of our community's homeless pets**

**SATURDAY**  
**May 29, 2021**  
**9 AM - 4 PM**

**SOUTH PACIFIC COUNTY HUMANE SOCIETY SHELTER ANNEX**  
**330 Second St NE - Long Beach, WA**

**DO YOU LOVE WALKING AND DOGS?!**

**WALK FOR PAWS**

BEACHPETS.COM | FACEBOOK.COM/BEACHPETS

330 Second St NE  
 LONG BEACH

**WE NEED DOG WALKERS!**

**SOUTH PACIFIC COUNTY HUMANE SOCIETY**  
 Community-Funded Long Beach, WA

If you love dogs, fresh air and walking, now is the right time to volunteer at the Long Beach Humane Society. We are always in need of dog walkers, cat cuddlers, and front desk assistance. Well-exercised dogs have fewer behavior issues and are calmer when people come to meet them, which increases their adoptability. Dog walkers really make a big difference!

Apply to be a volunteer at the Humane Society:  
<https://beachpets.com/long-beach-wa-shelter/wanted-dog-walkers/>

# Companion Planting Class

Learn about growing plants together for mutual benefit: reduce pests, weed suppression, soil fertility, boost growth, and more

Join us for this free gardening class.



Peninsula Senior Center  
 Ocean Park  
 Tue., May 7th, 2024  
 6PM - 7:30PM  
 ALL ARE WELCOME  
 Free Class

Classes provided by the Peninsula Garden Partners via a grant through AARP.

Follow us on FB at Peninsula Garden Partners Demonstration Garden to learn about upcoming classes and activities

WORLD'S LONGEST

# Garage Sale

MAY 24-26

MEMORIAL DAY WEEKEND


Call the office if you'd like your garage sale listed in the weekender, 360.665.4171

## 2024 Schedule HOUSEHOLD HAZARDOUS WASTE FREE Drop-off Events



### Items to bring:

- \* Oil/Latex Based Paint
- \* Pesticides
- \* Batteries
- \* Fluorescent Lights
- \* Garden & Hobby Chemicals
- \* Pool Chemicals
- \* Gas/Diesel
- \* Oil
- \* Antifreeze



### Items Not to bring:

- \* Ammunition/Explosives
- \* Containers larger than 5 gallons
- \* Empty Containers
- \* Medications
- \* Radioactive Materials

Unable to return Containers. Chemicals cannot be transferred.

### Mobile Events:

#### Raymond

4:00 pm — 6:00 pm  
 Behind 7th Street Coffee  
 May 16th  
 July 18th  
 August 15th  
 September 5th

#### Naselle

4:00 pm — 6:00 pm  
 5 County Shed Road  
 June 6th

Household Hazardous Waste Facility  
 May through September  
 1st and 3rd Fridays / 9 am—12 noon  
 318 N. 2nd Street, Long Beach

Open to residents of Pacific County only.

### FREE Year Round Drop-off!

Royal Heights Transfer Station



E-CYCLE  
 washington

- \* TVs
- \* Monitors
- \* Computers
- \* Laptops
- \* Tablets
- \* E-reader

Keyboards, printers, and toner cartridges can be dropped off at Best Buy and Staples stores.

Visit [ecyclewashington.org](http://ecyclewashington.org) for additional drop-off locations.

For more information, please visit:

[https://www.co.pacific.wa.us/dcd/Solid\\_Waste\\_HHWF.htm](https://www.co.pacific.wa.us/dcd/Solid_Waste_HHWF.htm)

Questions?


Phone: 360-875-9356

Email: [dcd@co.pacific.wa.us](mailto:dcd@co.pacific.wa.us)

Sponsored by:



# SURFSIDE AREA NEIGHBORHOOD WATCH



We are a group of concerned residents who want to deter crime in our community by being the “extra eyes and ears” of the Sheriff. Through familiarity with our block neighbors the group will strive to be aware, watching for suspicious activity and reporting it to the authorities. If you are interested in participating in this neighborhood watch partnership, please contact your neighbor at the number or email below.

Contact

John Curran

Phone

(602) 301-  
7456

Email

Surfsideareanw@  
gmail.com

# Covenant corner

## 4.0 RESTRICTION REGARDING CONSTRUCTION:

The provisions of these covenants are not intended to prevent the use of any material, alternate design, or method of construction not specifically prescribed by these covenants. The Architectural Committee shall require that sufficient evidence be submitted to substantiate any claims that may be made regarding its use.

### 4.1 Plan submission, review, inspection, and enforcement

4.1a Plans and specifications for all new structures, including changes to the existing exterior structure configuration, shall be submitted, in duplicate, to the Architectural Committee for approval prior to submission to Pacific County for developmental approval.

4.1b In complying with Subsection 4.0 of the Restrictive Covenants, the following steps shall be followed:

- 4.1b.1 Owners shall submit to the Architectural Committee two sets of plans and specifications in a form satisfactory to the Architectural Committee, showing: foundation layout, floor plan, elevation views, plot plan showing exact location of all structures and property line setbacks, septic tank and drain field, and domestic water line on the platted parcel, structure height, and specifications in sufficient detail to establish type, style, and quality of construction and the general appearance of the exterior of the structure.
- 4.1b.2 The Architectural Committee shall, using a checklist approved by the Board, review the plans and specifications together with the plot plan to determine whether the proposed construction will conform with the requirements of the restrictive covenants. The applicant shall certify that all provisions of the covenants are met or identify those for which a variance is required.
- 4.1b.3 Plans for multi-family residences and commercial structures are to be reviewed by the Architectural Committee, and such plans and committee recommendations are to be presented to the Board which shall have the authority to approve or reject plans.

Just click this [link](#) so you can review the covenants today.

# ARCHITECTURAL COMMITTEE

Plan on installing a fence, a shed, a gazebo or building a garage or a house?

REMINDER...

ALL building plans must be submitted to the Architectural Committee prior to any construction.

*Pacific County will not approve permitting until the committee has signed off on all plans.*

The committee meets every Tuesdays at 9 a.m. at the business office. **The plans MUST be submitted by Friday 2pm be added to the next week's agenda.** The building packets are on our website at [surfsideonline.org/forms/](http://surfsideonline.org/forms/) or you can pick them up from the business office. Applications must be received by end of day on Thursdays to make the agenda for the following Tuesday's meeting.

Please notify the business office if you want to attend the meeting in person.

**If you are building on a vacant lot without an address, please post a sign so the committee knows which lot will be developed.**

**Two (2) sets of plot plans must be submitted to the committee.** Once approved, you will get a copy of the approved plan. Take it to the county for their approval as needed. Surfside will retain one set of approved plans to keep on file.

For more detailed information on the Architectural Committee duties and guidelines go to our website [surfsideonline.org](http://surfsideonline.org), select the Other tab, then Governing Documents. Download the Operations Manual and the Surfside Restrictive Covenants or call the business office 360-665-4171 with questions.

Thank you!

# May 2024

SUN	MON	TUES	WED	THURS	FRI	SAT
			1 RV Cmte 10A	2	3 TBVN 1:30p	4
5	6	7 AC 9 CRC 1:15P	8	9 L,B,W 9A WSP 10:30 A	10	11
12	13	14 AC 9A	15 RV Cmte 10A Elections Cmt 3pm	16 S & S 3P	17	18 BOARD MEETING 9
19	20	21 AC 9A	22 Chipper open 10-2	23	24	25 Chipper 10-2
26	27 Office Closed	28 AC 9A EMC 1:15 P	29 Chipper 10-2 Sheriff Garcia 2pm	30	31	

### LEGEND

AC=Architectural    CRC=Community Relations    EMC=Emergency Management  
 LBW=Land, Buildings and Waterways    SS=Safety and Security  
 TBVN=Tree, Brush, Vegetation and Noxious Weeds    WSP=Water Systems Planning  
 RV= RV Committee

# June 2024

Sun	Mon	Tue	Wed	Thu	Fri	Sat
						1 Chipper 10-2
2	3	4 AC 9 CRC 1:15P	5 RV Cmte 10A Chipper 10-2	6	7 TBVN 1:30p	8 Chipper 10-2
9	10	11 AC 9	12 Chipper 10-2	13 L,B,W 9A WSP 10:30 A	14	15 Board Mtg 9a Chipper 10-2
16	17	18 AC 9	19 RV Cmte 10A Elections Cmt 3pm Chipper 10-2	20 S & S 3P	21	22 Chipper 10-2
23	24	25 AC 9A EMC 1:15 P	26 Chipper 10-2	27	28	29 Chipper 10-2
30						

## LEGEND

**AC=Architectural    CRC=Community Relations    EMC=Emergency Management**  
**LBW=Land, Buildings and Waterways    SS=Safety and Security**  
**TBVN=Tree, Brush, Vegetation and Noxious Weeds    WSP=Water Systems Planning**  
**RV= RV Committee**